

Riverton and District High School

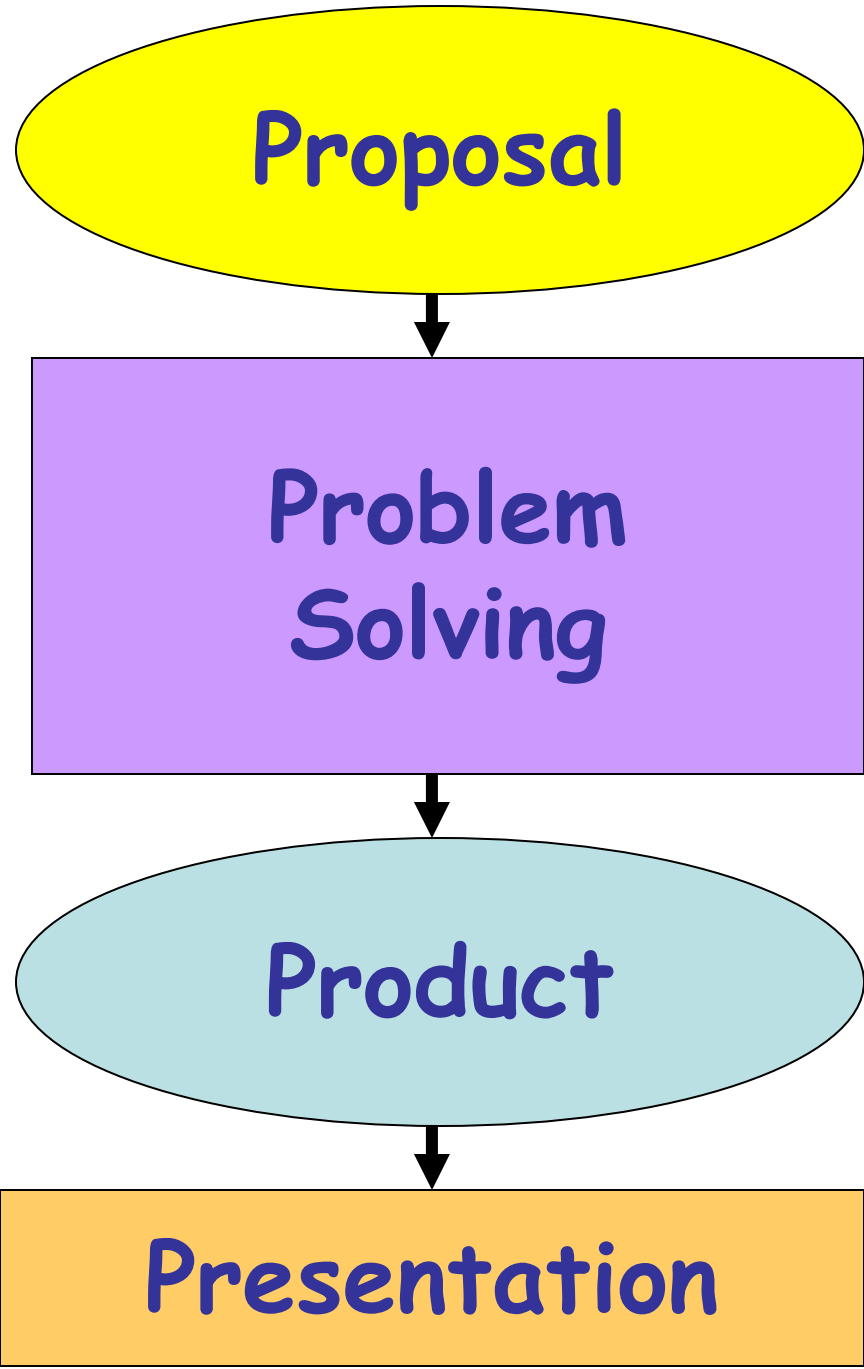


The Proposal Process

I promise to do very little talking in this one




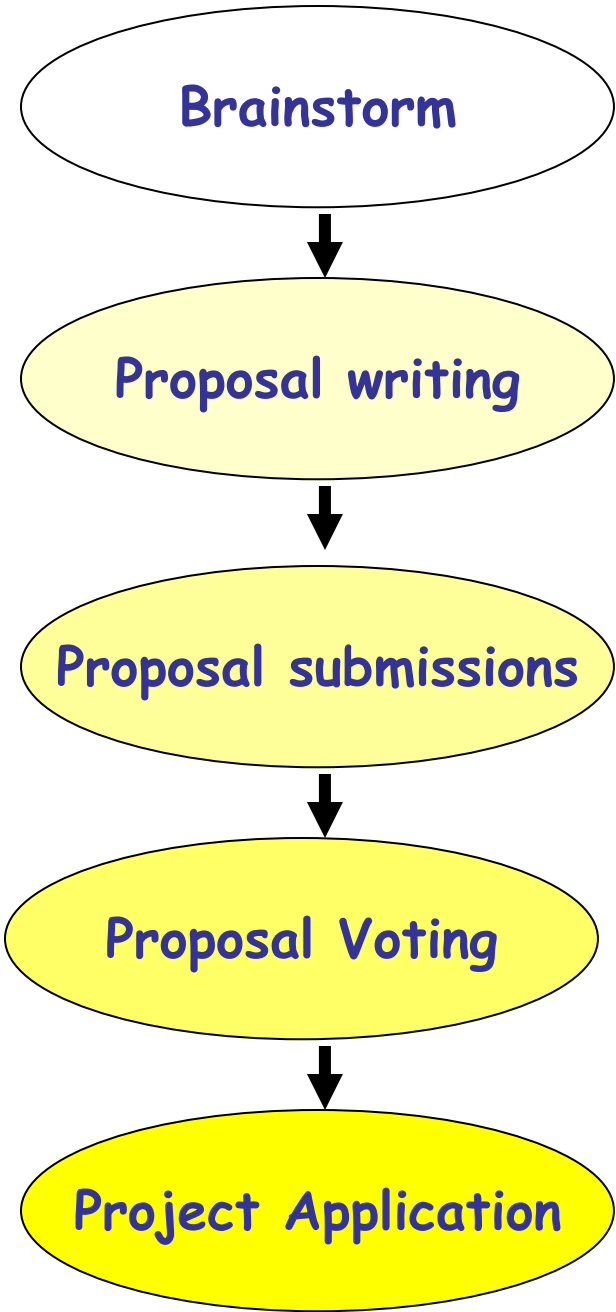
concept  creation



\$\$\$
Profit
\$\$\$



concept creation



SCAMMPERR



A thinking tool to assist the Brainstorm

S – Substitute – components, materials people

C – Combine – mix, combine with other assemblies or services, intergrate

A – Adapt – alter, change function, use part of another element

M – Magnify – make it enormous, longer, higher, overstated, added features


M – Modify – increase or reduce in scale, change shape, modify attributes (eg colour)

P – Put to another use

E – Eliminate – remove elements, simplify, reduce to core functionality


R – Rearrange – change the order, interchange components, change the speed or other pattern

R – Reverse – turn inside out or upside down



Individual Time

- Read the Creative Thinking Handout
- Think of 3 Problems that you would like to fix (could just be ideas of projects)
- About 20 mins
- Yes you can discuss ideas with others





Idea: _____

Description: _____

Idea: _____

Description: _____


Idea: _____

Description: _____





Sharing ideas - 1

- This is to broaden your idea base
- Form groups of 6 (preferable with people you have not just been speaking too)
- Each read out 1 idea, the others copy down that idea (you may ask clarifying questions but not be negative about the idea)



concept creation



 **concept creation** 

Idea: _____ **By:** _____

Description: _____



Idea: _____ **By:** _____

Description: _____

Idea: _____ **By:** _____

Description: _____

Concept 2 Creation Riverton and District High School 2008 Brainstorming Plan

 **concept creation** 

Idea: _____ **By:** _____

Description: _____

Idea: _____ **By:** _____

Description: _____

Idea: _____ **By:** _____


Description: _____

Concept 2 Creation Riverton and District High School 2008 Brainstorming Plan




Sharing Ideas - 2

- Now repeat the previous step with all the other people with the same letter as you




Sharing Ideas - 3

- Now repeat the previous step so each table has the numbers 1 to 6 and not the same letter as you (this is the last time)



Reviewing ideas

- Now have some time to review all the ideas that you have heard
- Choose you 3 favourite (they could be you first three)
- You may discuss this with people who had similar ideas



concept creation



concept  creation



Final Ideas: _____

Description: _____

Final Ideas: _____

Description: _____

Final Ideas: _____

Description: _____




Recess

- Keep up the discussions



Proposals

- In pairs (can be more)
- Can have more than 1 submission
- All online submission – electronic document





Project Proposal Sheet

Name of Project: _____

Proposed by: _____

Description of Proposal

Key Project Outcomes

- _____
- _____
- _____
- _____
- _____

Possible Project Extensions / Links to other Project Proposals



Proposal Submission



- Using Edport
- C2C 2008 team created
- Submit using the digital drop box
- All handouts, PowerPoint's and other items placed in the 'things to share' section



C2C 2008 Team



The screenshot shows the 'edport' website interface. At the top, there are navigation links for 'edhelp', 'edmail', 'edSchool', 'edTeams', and 'edTeachers'. The main content area is titled 'Welcome, Tiny' and is divided into two columns. The left column, 'My Announcements', lists several items under different categories: '10 science Mr Bastian' (with a link to 'Monday Week 1Term 3 Worksheets'), '8 maths Mr Bastian' (with links to 'Week 1 homework available' and 'Welcome'), 'opinion survey' (with a link to 'RDHS Bullying and Harassment Survey'), and 'stage 1 maths' (with a link to 'exam revision solutions'). The right column, 'My Teams', lists 'Team Membership' with links for '10 science Mr Bastian', '8 maths Mr Bastian', '9 science Mr Bastian', and 'C2C 2008' (which is circled in yellow). Below these are links for 'Riverton District High School All - 05', 'Riverton and District High School Other - 05', 'opinion survey', 'stage 1 maths', 'stage 2 I.P Mr Bastian', 'work ed', and 'year 8 maths'. A 'My Quotas' section is partially visible at the bottom.



concept creation

Digital Drop Box




A screenshot of the edport website interface. The top navigation bar is purple and contains the 'edport' logo, 'edhelp' with a question mark icon, 'edmail' with an envelope icon, and 'eda'. Below the navigation bar is a dark green sidebar menu with a red back arrow icon at the top. The menu items are: 'Announcements', 'Things to Share', 'Discussion', 'Calendar', 'Tasks', 'My Notes', 'Digital Drop Box', and 'Team'. The 'Things to Share' and 'Digital Drop Box' items are circled in yellow. The main content area is white and shows a breadcrumb trail: 'EDTEAMS > C2C 2008 > ANNOUNCEMENTS'. Below this is a date range: 'June 17, 2008 - June 24, 2008'. At the bottom of the main content area, it says 'No announcements found.'



Submitting a file



- Announcements
- Things to Share
- Discussion
- Calendar
- Tasks
- My Notes
- Digital Drop Box
-  Team Map

[EDTEAMS](#) > [C2C 2008](#) > [TOOLS](#) > DIGITAL DROPBOX



Add File



Send File

No files found.



Details of the file



- Announcements
- Things to Share
- Discussion
- Calendar
- Tasks
- My Notes
- Digital Drop Box
- Team Map

EDTEAMS > C2C 2008 > TOOLS > DIGITAL DROPBOX

1 File Information

Name

File

Comments


2 Submit

Click **Submit** to finish. Click **Cancel** to quit.

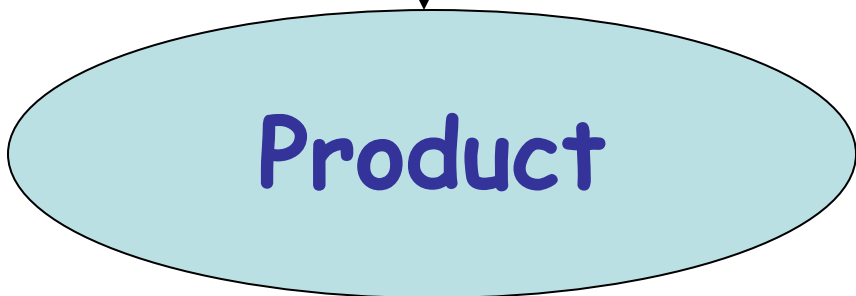
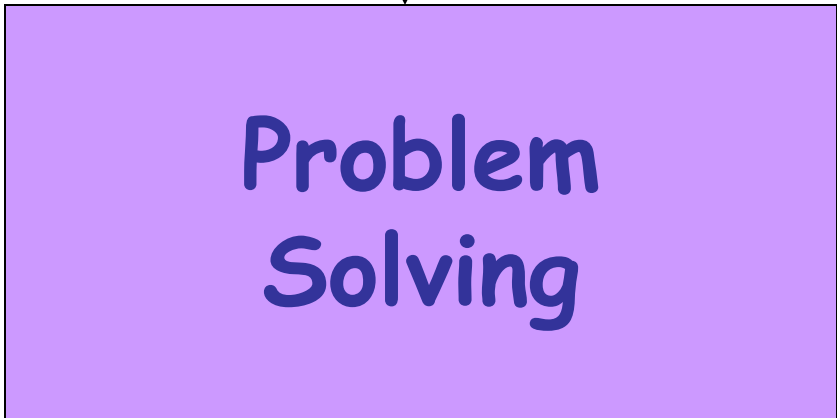


Voting on projects

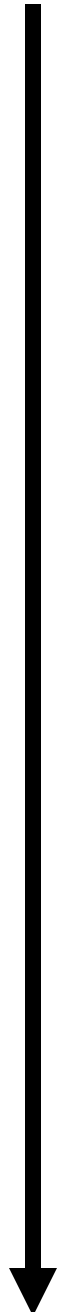
- Online voting process using edport
- Choose top 3 projects that you would like to work on
- Top 13 projects get offered
- Think carefully




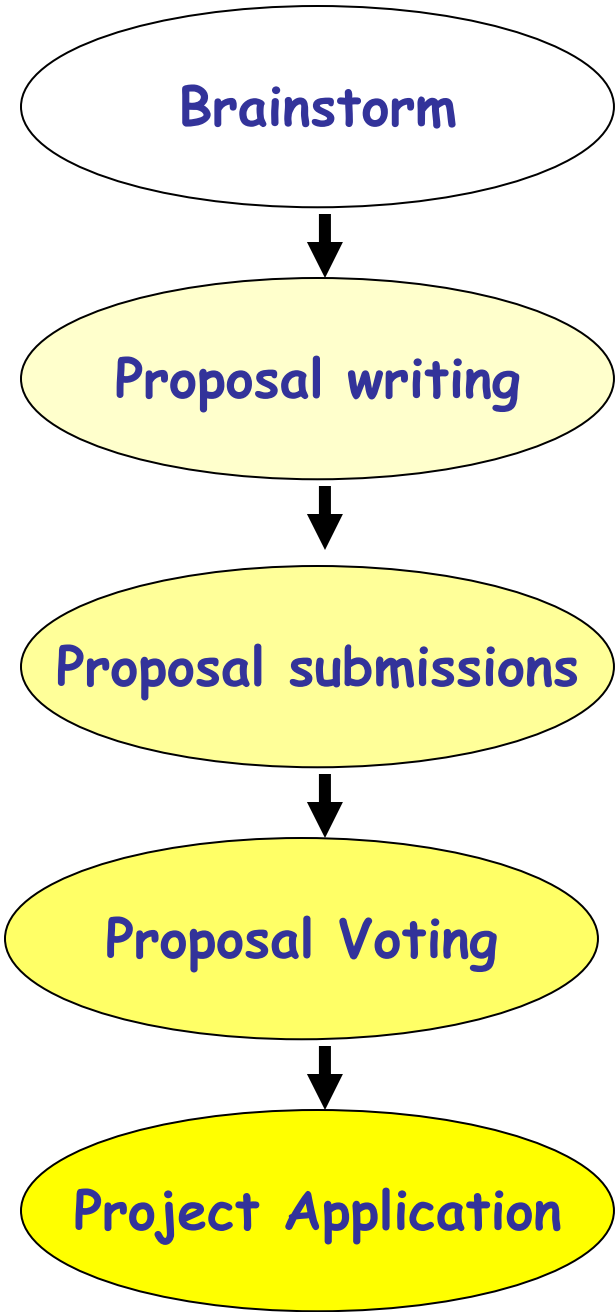
concept  creation



\$\$\$
Profit
\$\$\$



concept creation





Project Application form

What is your **First Choice** Project? _____

What do you hope to gain from participation in this project?





Why should you be selected to be part of this project team?

List the skills you have that would benefit this project:





Other Comments:

List 5 People you would **like** to work with:

- 1) _____
- 2) _____
- 3) _____
- 4) _____
- 5) _____

Concept 2 Creation

Riverton and District High School
2008

Projects for application





What is your **Second to Fifth Choice** Projects?

- 2) _____
- 3) _____
- 4) _____
- 5) _____





Why should you be selected to be part of these project teams and what do you hope to gain from participation in these projects?





List the skills you have that would benefit these projects:

Other Comments:





List 5 People you would **dislike** to work with:

- 1) _____
- 2) _____
- 3) _____
- 4) _____
- 5) _____

Concept 2 Creation

Riverton and District High School
2008

Projects for application



Project Application



- About selling yourself and your skills
- Top applicant judged by the panel dictates who is next in line
- Speak to other teachers about how to write your best application

